



THE NEWS LETTER FOR THE BRIGHTON KITE FLYERS

THE ONE AND ONLY i CAT IN THE HAT i




For those of you that know last year Brighton Kite Flyers took ownership of a new cat, to be more exact a new "Cat in the Hat" made by a great kite maker Robert van Weers from New Zealand.

I, for one first saw the "Cat in the Hat" flying at Portsmouth where I thought that although not the prettiest of kites, nothing to do with the kite itself, more that the "Cat in the Hat" is not the prettiest of cats after all, with his lanky legs, arms and body, who could look pretty. It certainly had a lot of impact and you could hear the children running up to look at it shouting "look, look it's the "Cat in the Hat"". Being the runner at Portsmouth I soon got to

talk to Robert and discovered that the Kite was a one off he had made to bring on his tour of England and after the problems he had with copyright he was not going to make another one. Well the cat was staked to the ground to fly but had other ideas over the festival weekend and wanted to go off to explore Portsmouth. As Robert went to get a coffee the wind picked up and the cat ran off into the nearby trees and got badly ripped. So, although great to see flying, it was short lived.

Imagine my surprise when at Bristol the following weekend "The Cat in the Hat" was all repaired and as good as new, if not better. Thanks to Paul Chapman who had allowed Robert the use of this flat in Bristol and sewing machine during the week. "The Cat in the Hat" did not fly much over the weekend well nothing did really, as the wind went from very light to nothing at all and the temperature soared and we all drank



lots of Shloer who were sponsoring the event.

The next time I was to see "The Cat in the Hat" was at Dieppe where I talk to Robert and jokingly said that if he did not want to take "The Cat in the Hat" home I would look after it for him. Well Robert made me an offer I could not refuse and "The Cat in the Hat" came home with me. He almost had to go back to New Zealand after all the negotiation, as the copyright owners were at first not willing to pass the use over to the club, but after several e-mails back and forth Robert managed to get it transferred to the Club and also permission to use the image in advertising the Club and its festival.

Thank you Robert for not only building the wonderful kite but all the work to enable us to fly it as well.

Simon Hennessey



WHKF WORKSHOP SHOCK

Image if you will, Boxing day evening relaxing on the sofa watching an episode of Friends (one of Ria's Christmas presents, Friends Mad). Phone rings, who's that? Ria does not want to answer it, Friends more interesting." Ria it's bound to be for you". Ria answers phone "dad it's for you". nearly fall off sofa "FOR ME?" Ria hands me the phone with that, you're so sad dad, expression.

"Hello" Marla wishing me A Happy Christmas. "Hello Marla Happy Christmas". Niceties out of the way Marla asks why I'm not coming to the WHKF's Ralf Maserski workshop in February. Alan and I had talked about the workshop, but decided that our sewing skills (that's a laugh) would not be up to an intense workshop.(sticking is OK but sewing in a workshop!!!! HEEELLP)

I explained this to Marla to which she replied "Alan's coming, I've just spoken to him "(what happened to solidarity) now I'm on my own against Marla, what do I do? "I'll have to think about it". Marla replies "I'll ring you tomorrow"

Resigned myself to the fact that I'm going to the workshop, thinking New Year, new challenge, be brave.

On speaking to Alan we both decided that we needed some training ahead of workshop, it's been about 5 years since I used a sewing machine and I would probably require a whole week to make a Ralf Maserski BoxTower 3, not 2 days.

It was decided that we ask Helen Howes of Raindrop Kites for some training in basic sewing machine, and what a great day we had at her workshop. Alan and I had to work hard ,but with Helen's expert tutelage we both went home with kites to be proud of. Thanks Helen, for all your help that day, I know we all had to work very hard.

It's amazing how quickly February 12th came around. 6 am we're off to Swindon, we joked as to whether we would get lost in Swindon again, we did. (3 times over the weekend)

Arriving early at Penhill Primary school, we said our hello's to WHKF's and the other workshop participants, picked our tables and set up our

machines. (as if we knew what we were doing). Ralf Maserski was setting up some sewing machines, time to have a look at Ralf's kites especially the BoxTower 3. Looking at the black edging on this kite I was terrified, (thanks Marla another fine mess you've got me into) I can't put an edge like that on a kite, that takes a lot of experience, which I sadly lack. Eventually Dave Introduces everyone to Ralf and the workshop was under way, we chose our kite colours and picked up our workshop manuals, this



was going to prove to be very useful, well planned with pictures and very simple instructions. Mine was well thumbed by the end of the workshop. Having sorted out our materials the first job was to put the black edging on one of the kite panels. The next step was a revelation, Ralf pointed us to the machines he had been setting up when we arrived and we where introduced to Suisiei, an incredible attachment for double folding 25mm wide rip stop tape. Simply feed your sail panel into the fold of rip stop tape on the Suisiei and sew. Professional edges in minutes.

Needless to say everyone was very excited and I realised even I could make this kite.(I could make it, whether it looked professional we would see) Ralf said that all kite shops in Germany sell the 25mm wide ripstop tape, it comes in colours too.

As I suspected this workshop was a lot of hard work, but with guidance from Ralf , the help from everyone else at the workshop and of course the excellent WHKF lunch, I managed to get my kite to the point where I could finish on Sunday. Maybe if I had referred to my manual and treble checked what I was doing,

I would not have made so many mistakes which required unpicking. But I think everyone agreed, that after the Suisiei, the most important tool was the unpicking tool.

We all met up later at the Blunsdon House Hotel for a drink, a superb carver dinner WELL DONE WHKF's. This was an opportunity to relax and to talk to Ralf. He told us of a German web site that stocks 25mm wide rip-stop in all sorts of colours . http://www.metropolis_drachen.de Sunday morning after a good breakfast, back to School and nearly everyone managed to finish their kites by lunch time, I even managed to fly mine in the play ground. Another excellent WHKF's lunch and the raffle as usual with the WHKF's raffle everyones a winner.

Many hands made light work of the clearing up and after saying our farewells to everyone Alan and I started our journey home. We both agreed that as usual WHKF's had put on another excellent workshop. (I'm still going to sort Marla out when I see her). We are both looking forward to the Robert Brassington workshop in the autumn.

We made such good time on our journey home that Alan suggested we fly our new kites on Epsom Downs, I didn't require much encouragement. We paid for our enthusiasm though, the wind cut right through us, but we saw our brand spanking new BoxTower 3's flying.

What a wonderful time. Thanks to Ralf Maserski for a well planned workshop, WHKF's for the superb organisation and to friends old and new who made this a very memorable weekend, and of course a big Thank You to Marla for stirring me out of my winter slumber.

Keith Boxall



VIVIENNE WESTWOOD

Best laid plans of mice and men... In our quest to impress others with our latest kite designs we often forget that some of the oldest and probably the most impressive and beautiful kite designs in the world have been with us for hundreds of years. The Chinese "Dragons" for example have been emulated and copied for years and have "adapted" well to modern materials, there are many other traditional designs including Butterflies and Birds and the following is about one such kite namely the quite sensational "Bali Ship" kite

Late last year I happened to be talking to Joe and Beata De Campos at the Vivienne Westwood Studios in London, this husband and wife partnership head up the "digital" conversion team who take hand drawn originals, including fashion photographs and prepare them for web and media use and like most adults they "remembered" the kites they flew as children but like most people as they grew up they left their kite flying days behind. This turned out to be a good opportunity to reintroduce them to the pleasure of flying kites and as a result on my next visit to the studios I took up one of my own Bali Kites as a gift

Over coffee we managed to "string" the kite up and the immediate response from Joe and Beata was

that they thought that the kite was quite magnificent, not an unexpected response as I have yet to find anyone who sees one of these kites for the first time who does not have a similar response. We discussed the flying requirements and put the kite, assembled and ready to fly on top of a small cupboard in the office as we all had to get back to work

Many of you reading this will know the name of Vivienne Westwood and for



those that do not she is probably one of the most famous British fashion designers of all time, indeed she may even be the most famous as her

"empire" has now grown to include wholly owned retail outlets in countries all over the world and should you wish to look at the latest fashions and a potted history of this famous fashion house you will do no better that going to the following web site

<http://www.viviennewestwood.co.uk>

Vivienne Westwood, is herself, involved with fashion design and management of the business on a day to day basis and after we had temporarily put the kite to bed she had cause to visit the digital studio whereupon she caught her first sight of the Bali Ship – that was it, all over, no flying by Joe and Beata who were told that this would make a super window dressing for one of the London shops and that was that


The pictures show the kite in the very first Vivienne Westwood shop in Worlds End and you will see from the web site that this shop has lots of history and associations going back to the days of Johnny Rotten and the Sex Pistols – all we can hope is that when the kite has finished its duties as a novel window dressing it will be returned to its owners who will eventually be allowed to fly it as it was intended

John Dimmock

MILITARY KITES

Since kites first took to the air, many countries have used them for a variety of military purposes. During World War II, Paul Garber, historian emeritus at the Smithsonian Institution, was commissioned by the U.S. Navy to teach aircraft gunners to identify enemy planes. He was sent out to the Navy stations and observed that the targets used to teach the ship-to-air gunnery were not realistic, also when targets towed by aeroplanes were not available, the gunners were ordered to shoot at clouds. He soon decided he could develop a much better system using kites. He soon discovered that by flying a kite with two lines and a

rudder mechanism, he could steer the kite through loops, dives, figure of eights and recover from dives while standing on the side of the ships. The kite could perform acrobatics and dodge bullets very much like an enemy fighter plane. By painting planes on the kites this worked even better and would make the target practice more realistic and increase the gunners skills. Thousands of the kites were made and distributed to ship and shore stations to train U.S. Navy and Army aircraft gunners. Most were used and destroyed as the Navy gunners got better. The target kites are now collector's items as so few survived the war years..



APRIL 2005 APRIL 2005 APRIL 2005 APRIL ANOTHER GREAT DAY

The 1st Sunday in February soon came around and for the first time so far this year the weather was just right for the fly-in. Almost every other weekend it had been raining, too cold or far too windy, but not today. So off I went to the Tye with the club kites. The Council have kindly put up some great new kite stakes and with the wind in the direction it was, these were in a perfect position. For the buggers out there, the Farmer has also laid out a slalom course for you to avoid. OK, there not that kind, the stakes are there in the way of a fence that is now all around the Tye and the Slalom course has been left not only by the dogs but the farmers cattle as well now, at least these are bigger and you can see them, sometimes!!!!

Well I was the first top arrive and so thought that I might as well put up one of the club kites and looked in the back of the trailer and having thought for a while about which one, out came the clubs newest inflatable "The Cat in the Hat", I was still on my own and tied the line to the supplied ground stakes and walked across the field laying out the line. Attaching the pilot and main kite I launched it skywards, up it went but it would not inflate fully. By this time Dave had turned up and gave me a hand to re-launch it and while holding open the vents I spotted that the zip was undone, this closed it inflated quickly and up he went. As the morning wore on more members turned up and also more

public, who said that they saw the large inflatable and had to come and have a closer look. Also flown was a pink octopus made by Alan Reynolds with material that his good lady had given him for Christmas and great it looked too. Although we all believe it's not an "it" but a "she" but you need to see her to work out why. We carried on flying for the best part of the day but as the sun set the temperature dropped and we packed up and went home to a setting sun over the sea.

Simon Hennessey



APRIL 2005 APRIL 2005 APRIL 2005 APRIL

BKFF HAVE NEW LOOK WEBSITE

Over the last few months a new look Brighton Kite Flyers website has been set up. It still has all the old favourites, hot News for events, the weather, membership details and Aerodyne.

This time we have added the festival information page, a few basic safety tips and links pages for all those things kite related, to the main website.


(if anybody would like a link added please e-mail: links@bkfa.org.uk and say which of the links pages you would like the link added to. If appropriate we will add the link).

We have also added in a lot of images taken at the festivals we go to. If anybody would like to send images in to be used we would be more than happy to try and add these to the site.



A few screen shots from the new look website

www.brightonkiteflyers.co.uk



DIARY DATES

April 10th Streatham Common Kite Day, Brighton Kite Flyers will be there dropping teddy bears and flying some of their large display kites, Please come along and join in.

April 16th Berck Sur Mer Kite Festival, France. We will again be heading off for a day trip to enjoy the great kites and moule frite.

May 1st and 2nd Weymouth International Beach Kite Festival Dorset. This is one of the first international festivals of the year held in the UK and as Brighton Kite flyers we can be seen there flying some of the clubs large kites. (please let KSGB know if you need a car pass)

May 7th and 8th Swindon Kite Festival, this is at the science museum Wroughton, A fun weekend and loads to see not only kite but the

Hangers are open for you to look at the exhibits.

May 14th and 15th Suffolk Kite Festival, Rougham Airfield, we have again been asked to come and fly the club kites.(please let me know if you need a car pass)

June 4th and 5th Basingstoke Kite Festival, Down Grange Sports Complex, One where we have not been asked to take the club kites but we often go and fly for fun

June 11th and 12th Teston Bridge Family kite weekend, Nr Maidstone Kent. This is far more than a kite festival it's just so relaxed and one not to be missed.

June 18th and 19th Southampton Kite Festival Lordshill Recreation Grounds. Interesting site Stack event held here.

**I'd Love to fly a kite today.
I'd run and let it fly.
I'd run across this meadow.
Till it sails into the sky.
Soaring above this meadow,
this town,
these earthbound things.
I'll imagine what it must be like to have an angel's wings**

Useful Contacts: Merchandise

Coordinator/Chairperson:

Simon Hennessey
 ☎ 01273 582309
 ✉ simon@BKF.org.uk

Events coordinators:

Ray Oakhill
 ☎ 01273 306842
 ✉ ray@BKF.org.uk
 Simon Hennessey
 ☎ 01273 582309
 ✉ simon@BKF.org.uk

Aerodyne:

Simon Hennessey
 ☎ 01273 582309
 ✉ Aerodyne@BKF.org.uk

Club library:

(BKF members only):
 Paul Hill
 ☎ 01273 421286
 ✉ paul@BKF.org.uk

Club Kites:

(BKF members only):
 Simon Hennessey
 ☎ 01273 582309
 ✉ kites@BKF.org.uk

Membership Secretary:

Peter Jackson
 ☎ 01444 451076
 ✉ Membership@BKF.org.uk

T-Shirts/Sweatshirts:

Alan Outram
 ☎ 01737 771196
 ✉ alan@BKF.org.uk

Pins/Cloth Badges:

Simon Hennessey
 ☎ 01273 582309
 ✉ simon@BKF.org.uk

THE SUISEI

You would have read about a great hemming tool in the "Whitehorse Workshop Shock " article about a great tool called a Suisei. Once I got home and relaxed a bit I did a search on the Web and found a company in this country that can supply the Suisei. For more information on how to get hold of one look at this website.

<http://www.college-sewing.co.uk>

Hope this is of use.
 Keith Boxall

We have a range of sizes in all club t-shirts and hooded tops for sale T-shirts £10 hooded tops £25.00

Please contribute to your club newsletter - even the smallest of items is welcome. Anything sent to the 'Editor' will be considered for print unless marked otherwise.

Contributions should be sent to:

Aerodyne
 c/o Simon Hennessey
 11 The Sheepfold
 Peacehaven
 East Sussex. BN10 8EG
 aerodyne@BKF.org.uk

Deadlines dates;
 January issue - 1 December
 April issue - 1 March
 July issue - 1 June
 October issue - 1 September

Proboard

A proboard has been set up for the Brighton Kite Flyers, you do not need to be a member of the club to join the forum but you do need to sign up to post on it;

www.brightonkites.proboards40.com
 The normal rules of the forums apply

The moderators and administrators reserve the right to deny access to anyone they feel is not complying with the spirit of the site. They also reserve the right to edit or erase any items contravening normal standards of good taste including those items detailed below.

1. No obscene language will be used. (Note there is an automatic filter for this that sometimes uses obscure alternatives)
2. There should be no defamatory or derogatory comments about third parties, individuals or businesses
3. No Racist, Sexist, Religious or any other ethnic remarks should be made.

Any information posted to the site are the views of the individual posting them and not necessarily those of the Brighton Kite Flyers, it's committee, it's members or the forum managers.

Simon Hennessey

Thank you


I would like to say thank you to all those who made this issue of Aerodyne possible John Dimmock, Keith Boxall and Paul Hill who have helped to make this edition possible. The poem was found on the Web. I must also say a very big thank you to Anne and Alan Outram who have edited areodyne.

Simon Hennessey

fly - in reminders

Our Monthly fly-in is where we try and get as many of the club members to fly together. These are held on the 1st Sunday on Telscombe Tye, East Sussex, 2nd Thursday at Stanmer Park 6pm. Remember that during the summer, members may well be attending kites festivals, but the fly-ins are still on.

See you there



Whilst every care is taken to get the details correct in 'Aerodyne' the Brighton Kite Flyers cannot accept responsibility for any errors or omissions that may occur. Opinions expressed are not necessarily those of the Editors or of the Brighton Kite Flyers.

